

Threaded Flat Face Couplings Connect Under Pressure



Series: VEP

VEP Series:

- High working pressures: 400-600 bar range based on size.
- Threaded coupling system eliminates brinelling, premature leakage
- Connect / disconnect under residual pressure up to 300 bar
- Valve limits fluid movement during connection avoiding damage to other elements of circuit.
- Low connection force required

Overview: Stucchi VEP Series is the ultimate solution most popular to hydraulic circuit applications subject to high pressure impulses, and circuits which experience high residual or trapped pressure in a line. The VEP thread to connect design eliminates premature wear or brinelling associated with locking ball designs subjected to high impulse pressures. The *patented internal valve* allows *connection and disconnection* with high residual pressures. Flat-Face design avoids loss of hydraulic fluid during connection / disconnection. Flat-Face design is easy to clean, limiting contamination into the circuit.

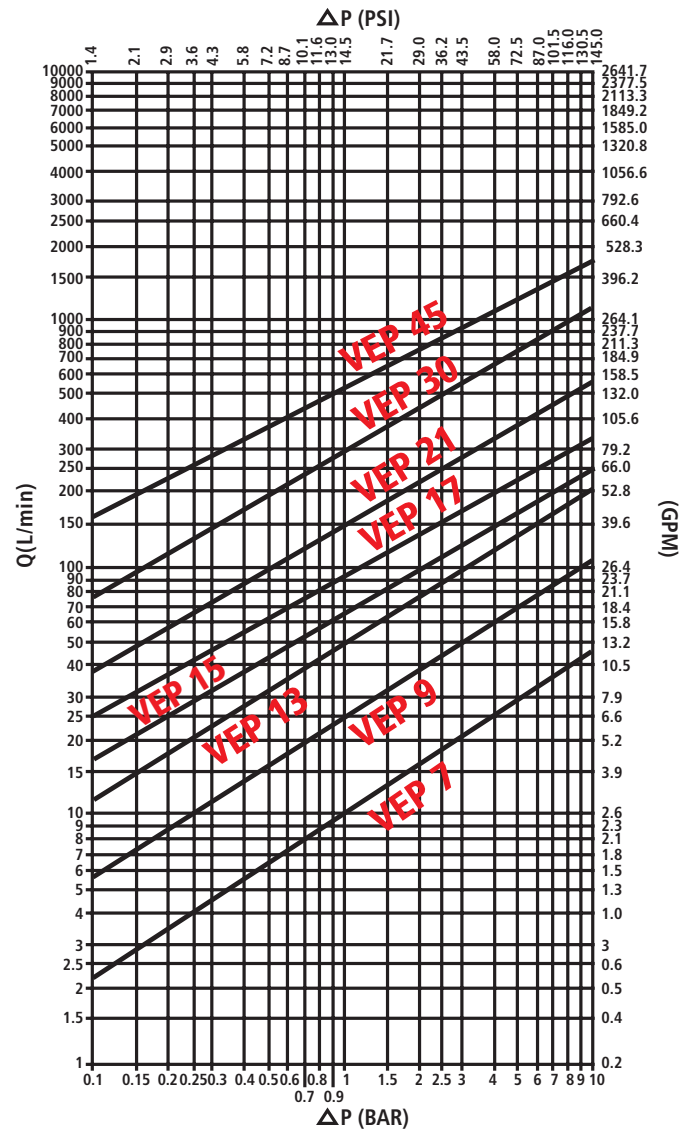
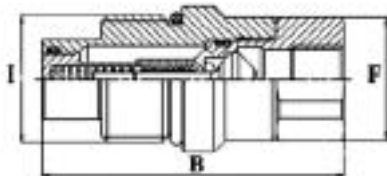
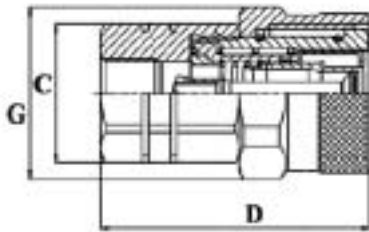
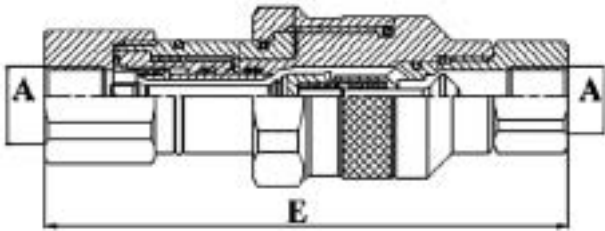
Applications & Features:

- Excavators w/ auxiliary line for attachments: Thumbs, Grapples, Hammers.
- Oil Field, Well Head Drives, Porta-Power.
- Cranes, Drilling machines, all large equipment needing junction points in circuit.
- All construction equipment applications with higher pressure requirements or issues of connecting / disconnecting tool attachments under residual pressure.
- Connect/Disconnect up to 300 bar residual pressure.
- Save time changing tools.

Stucchi Series	Nominal Size	ISO Size	MAX OPERATING PRESSURE COUPLED	MAX OPERATING PRESSURE COUPLED
VEP	Inches	MM	bar	PSI
VEP7	1/4	6.3	600	8571
VEP9	3/8	10.0	550	7857
VEP13	1/2	12.5	550	7857
VEP15	3/4	16.0	550	7857
VEP17	1	19.0	500	7142
VEP21	1 ¼	25.0	470	6714
VEP30	1 ½	31.5	400	5714
VEP 45	2	42	350	5076



Item	Body Size	Size (MM)	A inch	B (mm)	C (mm)	D (mm)	E (mm)	F (mm)	G (mm)	I (mm)
VEP 7	1/4"	6.3	1/4"	71	29	54.1	90	24	38.8	M30x2
VEP 9	3/8"	10	3/8"	82.5	32	65.8	131	29	41.8	M33X2
VEP 9	3/8"	10	1/2"	82.5	32	65.8	131	29	41.8	M33X2
VEP 13	1/2"	12.5	1/2"	95	45.8	77.8	155	40	49.8	M40X2
VEP 13	1/2"	12.5	3/4"	100	45.8	77.8	160	40	49.8	M40X2
VEP 15	3/4"	16	3/4"	99	44.9	84.9	165	38.5	53.3	M46X3
VEP 17	1	19	1	113.6	49.8	99.7	190.4	49.8	54.8	M50X3
VEP 21	1 1/4"	25	1 1/4"	123.4	59.8	106.8	170	64.5	69.8	M58X3
VEP 30	1 1/2"	31.5	1 1/2"	150	89.8	133.5	256	82	92	M72X4
VEP 45	2	40	2	218.4	112	204.8	363.5	120	200	M130X3



Threaded Flat Face Couplings Connect Under Pressure



Coupler



Nipple



Coupler



Nipple

Flat-Face Thread Coupling connect w/ High Residual Pressure Series: VEP-NPT Thread

Part	Body Size	Port Size	Thread Type	Order Code	Part Description
Coupler	1/4	1/4	NPT	806501008	F. VEP7 1/4 NPT
Nipple	1/4	1/4	NPT	806501009	M. VEP7 1/4 NPT
Coupler	3/8	3/8	NPT	806501002	F. VEP9 3/8 NPT
Nipple	3/8	3/8	NPT	806501003	M. VEP9 3/8 NPT
Coupler	3/8	1/2	NPT	806501014	F. VEP9 1/2 NPT
Nipple	3/8	1/2	NPT	806501015	M. VEP9 1/2 NPT
Coupler	1/2	1/2	NPT	806501000	F. VEP13 1/2 NPT
Nipple	1/2	1/2	NPT	806501001	M. VEP13 1/2 NPT
Coupler	1/2	3/4	NPT	806501016	F. VEP13 3/4 NPT
Nipple	1/2	3/4	NPT	806501017	M. VEP13 3/4 NPT
Coupler	3/4	3/4	NPT	806501004	F. VEP15 3/4 NPT
Nipple	3/4	3/4	NPT	806501005	M. VEP15 3/4 NPT
Coupler	1	1	NPT	806501006	F. VEP17 1" NPT
Nipple	1	1	NPT	806501007	M. VEP17 1" NPT
Coupler	1 1/4	1 1/4	NPT	806501010	F. VEP21 114 NPT
Nipple	1 1/4	1 1/4	NPT	806501011	M. VEP21 114 NPT
Coupler	1 1/2	1 1/2	NPT	806501012	F. VEP30 112 NPT
Nipple	1 1/2	1 1/2	NPT	806501013	M. VEP30 112 NPT
Coupler	2	2	NPT	*807201018	F. VEP45 2" NPT
Nipple	2	2	NPT	*807201019	M. VEP45 2" NPT

Flat-Face Thread Coupling connect w/ High Residual Pressure Series: VEP-SAE Thread

Part	Body Size	Port Size	Thread Type	Order Code	Part Description
Coupler	3/8	1/2	SAE	806504000	F. VEP 9 1/2 SAE
Nipple	3/8	1/2	SAE	806504001	M. VEP 9 1/2 SAE
Coupler	1/2	3/4	SAE	806504004	F. VEP 13 3/4 SAE
Nipple	1/2	3/4	SAE	806504005	M. VEP 13 3/4 SAE
Coupler	3/4	3/4	SAE	806504006	F. VEP 15 3/4 SAE
Nipple	3/4	3/4	SAE	806504007	M. VEP 15 3/4 SAE
Coupler	1	1	SAE	806504002	F. VEP 17 1" SAE
Nipple	1	1	SAE	806504003	M. VEP 17 1" SAE
Coupler	1 1/4	1 1/4	SAE	806504010	F. VEP21 114 SAE
Nipple	1 1/4	1 1/4	SAE	806504011	M. VEP21 114 SAE
Coupler	1 1/2	1 1/2	SAE	806504012	F. VEP30 112 SAE
Nipple	1 1/2	1 1/2	SAE	806504013	M. VEP30 112 SAE
Coupler	2	2	SAE	*807204018	F. VEP45 2" SAE
Nipple	2	2	SAE	*807204019	M. VEP45 2" SAE

*Code 62 Flange Head ports available in limited sizes upon request.

Caps & Plugs Available: Page 67



Call us at 847-956-9720, Fax at 847-956-9723, or visit us on the web www.stucchiusa.com